

LED Flux measurement

FORM-L-41 ED1 REV 2

Date : **16-01-19**

Operator : **FCE**

Filename : **2019_64.xml**



226 - TEST

NBN EN ISO/IEC 17025 : 2005

LEDs

Trademark : **Samsung**

Entry number : **39R006-4**

Type : **LH351C**

Power (Catalogue) : **0,00** W

BIN Description : **40-70M-4-TB-RB**

Flux : **0** lm/LED

Part number : **Unknown**

Color or CCT (Theoretical) : **NW**

Number of LEDs : **16**

Lenses

Trademark : **None**

Type : **None**


Power & Print

Type : **DELTA SM400-AR-4**

Print description : **00-71-627 A - Voltana 2**

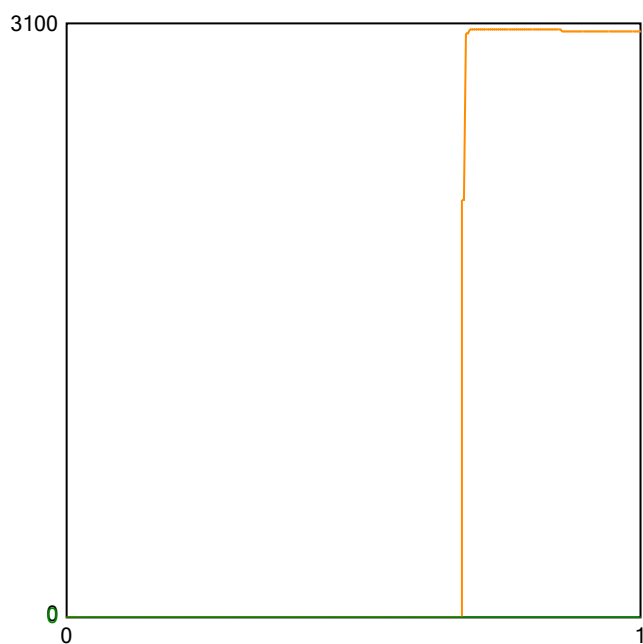
Active ☐

Picture



Sphere photometric measurement

Maximum flux : **3074** lumens



Operating condition

Position in sphere :



Ambient sphere T ° : **24,3**

Electrical measurement

● Secondary electrical measurement

Voltage : **44,90** V

Current : **0,350** A

Power : **15,70** Watt

→ LEDs light efficiency at 25° :

195,9 lm/W

192,1 lm/Led

● Primary electrical measurement

Voltage : **N/A** V

Current : **N/A** A

Power : **N/A** Watt

Cos φ : **N/A**

→ Driver losses : **N/A** %

→ LEDS & Driver light efficiency :


N/A lm/W

Description :

Flux @25°/350mA - pcb Voltana 2 - 16 Samsung LH351C - pcb N°4

Comment :

FORM-L-41 ED1 REV 2



226 - TEST

Approved by :

LED 2019/64 2/3

Colorimetry

File Preset Options Extra Calibration Info

Preset: CRI

Auto: ref. illuminant - Planckian radiator CCT= 3862 K

Auto: ref. illuminant - Planckian radiator, CCT= 3862 K

Chromaticity difference DC= 6.4E-4

CRI color samples

JIS color sample

Re= 72.23 (mean value of R1 - R8)

Re= 62.33 (mean value of R1 - R15)

Target

Calibration File: #1 no accessory

Measurement Mode: Radiance

Weighting Function: None

Average: 1

Measurement

Cont. 50

Hold integration Time

Quick mode

Transfer data to table

auto

Luminance L_v 5.033E+2 $\frac{cd}{m^2}$

Radiance L_e 1.427E+0 $\frac{W}{sr \cdot m^2}$

Corr. Color Temp CCT 3863 K

Chromaticity x 0.3863 y 0.3792

Chromaticity u' 0.2280 v' 0.5035

QUT